


An Amazing Astronaut


The astronaut in this picture is all dressed up and ready for his walk on the moon. Decorate his space suit with all sorts of shiny bits and pieces. Then make a border of his footprints around the edge of the picture (see paint tip).

Bits and Pieces


- Yellow, pink & red card
- Scissors & glue
- Corrugated card
- Paints & brush
- Silver foil
- Foil pie tin
- Cling film
- Drinking straws
- Paper shapes
- Polystyrene & foil shapes




Cut the astronaut suit out of stiff yellow paper. Stick it on to the red card, as shown.



Glue on corrugated card boot soles, silver foil gloves and a painted pink card face.



Cut out the bottom of a foil pie tin. Cover the hole with cling film. Glue the tin over the face.



Glue badges, straws, paper, polystyrene and foil decorations on the space suit.